



Eurosurub x 16 buc



Cep lemn 8\*35x 32 buc



Picior x 4 buc



Holzsurub 3,5x16mmx32 buc



Balama 4 buc



Cui pfl spate 1,8x30mm=50 buc



Maner -2 buc

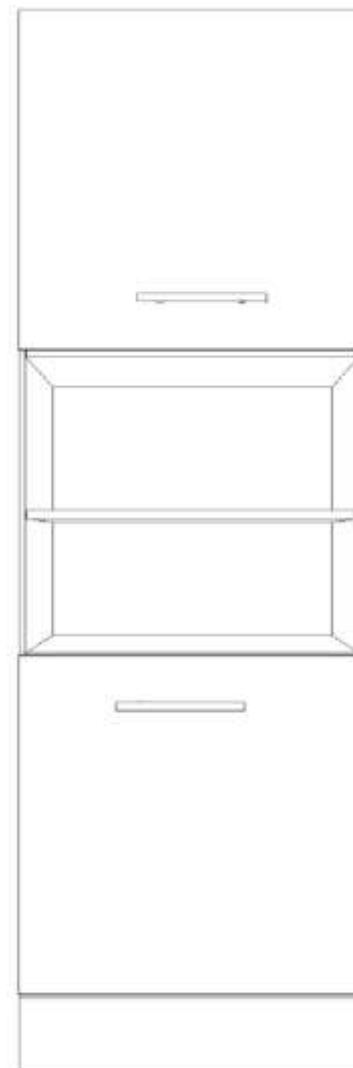


Surub maner 4 buc

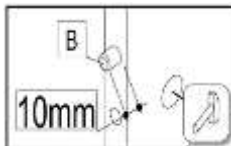


Suport raft -12 buc

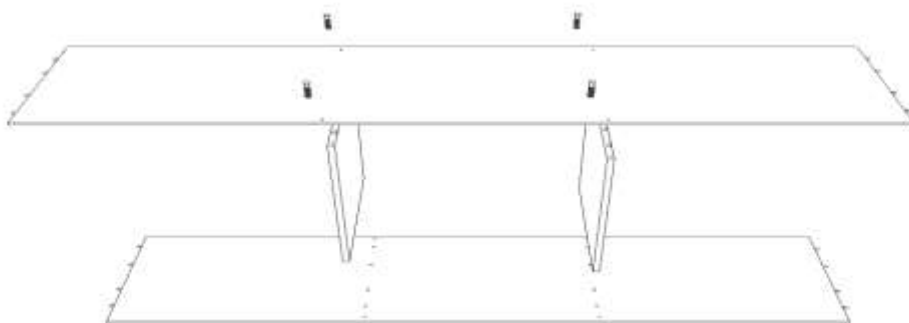
Placa jos F 600x550x1 buc  
 Lateral LSD 1888x550x2 buc  
 Placa sus T 600x550x1 buc  
 Raft fix RF 568x550x2 buc  
 Raft mobil 568x500x3 buc  
 Usi 657x597x2 buc  
 Pfl spate: 650x595x2 buc  
 610x595x1 buc



se monteaza cepurile de lemn in gaurile rafurilor fixe ,  
apoi cu eurosuruburi se fixeaza LSD de RF

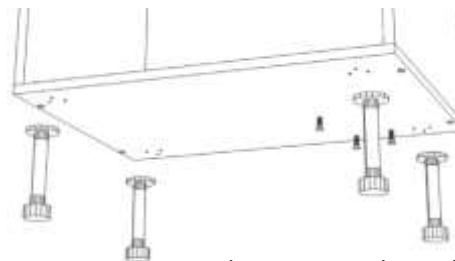
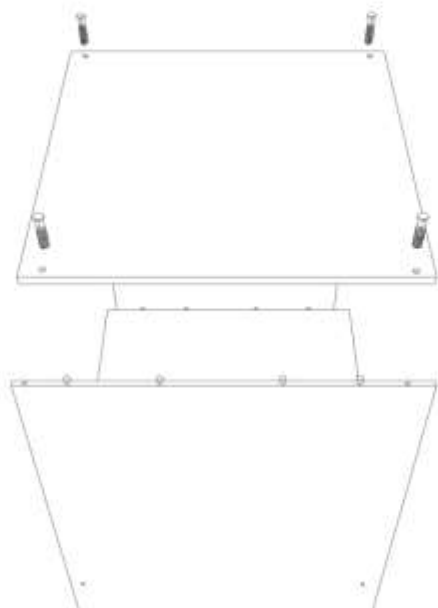


Se fixeaza PFL spate cu ajutorul cuielor 1,8x30 ,  
cu diagonalele dulapului egale cu ajutorul ruletei , sau a unui vinclu



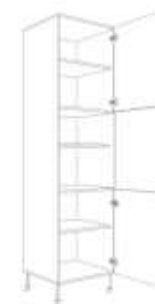
se monteaza cepurile dein lemn in gaurile LSD

Apoi se fixeaza T si F de ansamblu, cu eurosuruburi



Se monteaza picioarele pe F cu Holzsuruburi 3,5x16

Se fixeaza suporurile de raft in gaurile de 5 mm, apoi se aseaza rafurile



Se monteaza balamalele pe usi cu 3,5x16 mm apoi se monteaza pe dulap , pe stanga sau  
dreapta, apoi cu ajutorul unui burghiu de 5mm se strapung gaurile de maner